



# Phase 1 Oral Blending and Segmenting Ideas


Here are some ways that you can practise Phase 1 oral blending and segmenting at home:



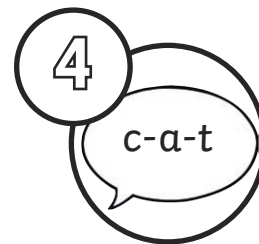
Talk like a robot.



Say the words for someone who is talking like a robot.




Play the Robot Robbie Posting Activity.



Sound out things you need to ask for.



Clap out syllables in names.




Play a Listen and Draw game.




Listen to a story with segmented words.



Tell a story using segmented words.




Segment words in a treasure hunt.



Make something to eat, following segmented words.

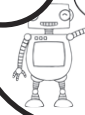
# Phase 1 Oral Blending and Segmenting Ideas

1




Encourage your child to speak like a robot by breaking their speech up into syllables. This **Metal Mike Robot Role-Play Mask** is a fun way introduce this idea.

2



Break your speech, instructions, or requests into syllables. Your child will need to blend the words together that you are saying.

3



This **Robot Robbie Busy Bag Resource Pack for Parents** is great to make, do, keep, and get out again on a rainy day. It includes picture cards segment into syllables and put into Robot Robbie.

4

c-a-t

Encourage your child to sound out things they need to ask, e.g. "Mummy, can you do up my z-i-p please?" or "Mummy, can I have a bis-cuit?"

5



Clap out the syllables in the names of your child's friends.

6



A Listen and Draw game is a fun game to play with 2 people. The first person says a segmented word and the second person draws it. Take turns to be the person segmenting or drawing.

7



Read a story with your child and segment some of the words in the story into letter sounds or syllables. Pause and check your child has blended the words together to make the correct word. This **Jack and the Beanstalk Phase 1 Phonics Segmenting Activity** is a great way to introduce this idea.


# Phase 1 Oral Blending and Segmenting Ideas

8



Listen to your child tell a story that includes words they have segmented. They could make up their own story or retell one of their favourite story books.

9



Set your child a treasure hunt and challenge them to find different objects around the house or garden but segment the words into sounds.

10



Find a recipe to make something with your child. Break up some of the words in the instructions into syllables and sounds. Your child will need to blend the words back together in order to follow the steps.