







# Enterprise

## When I grow up...

**Subject Drivers:** Art, PSED,

**Enrichment Opportunities:** End of year celebration, scooter and bike wash, leavers show

### Stories



Songs, poems and rhymes— Pat a cake, ring o ring o roses, ten green bottles

### Personal, Social and Emotional Development

- Find solutions to conflicts and rivalries. For example, accepting that not everyone can be Spider-Man in the game, and suggesting other ideas.
- Develop appropriate ways of being assertive.
- Talk with others to solve conflicts.
- Talk about their feelings using words like 'happy', 'sad', 'angry' or 'worried'.
- Increasingly follow rules, understanding why they are important.
- Remember rules without needing an adult to remind them.

### Communication and Language

- Use a wider range of vocabulary.
- Understand a question or instruction that has two parts, such as: "Get your coat and wait at the door".
- Understand 'why' questions, like: "Why do you think the caterpillar got so fat?"
- Know many rhymes, be able to talk about familiar books, and be able to tell a long story.
- Be able to express a point of view and to debate when they disagree with an adult or a friend, using words as well as actions.
- Start a conversation with an adult or a friend and continue it for many turns.

### Physical Development

- Start taking part in some group activities which they make up for themselves, or in teams.
- Increasingly be able to use and remember sequences and patterns of movements which are related to music and rhythm.
- Choose the right resources to carry out their own plan. For example, choosing a spade to enlarge a small hole they dug with a trowel. Collaborate with others to manage large items, such as moving a long plank safely, carrying large hollow blocks.

### Literacy

#### Phonics

##### Phase 1 and 2

spot and suggest rhymes.  
count or clap syllables in a word.  
recognise words with the same initial sound, such as money and mother.  
Begin to segment and blend.

#### Reading

Engage in extended conversations about stories, learning new vocabulary.

#### Writing

Use some of their print and letter knowledge in their early writing. For example: writing a pretend shopping list that starts at the top of the page; writing 'm' for mummy.

Write some or all of their name.  
Write some letters accurately.

### Maths

- Experiment with their own symbols and marks as well as numerals.
- Solve real world mathematical problems with numbers up to 5.
- Compare quantities using language: 'more than', 'fewer than'
- Experiment with their own symbols and marks as well as numerals.
- Select shapes appropriately: flat surfaces for building, a triangular prism for a roof, etc.
- Combine shapes to make new ones – an arch, a bigger triangle, etc.
- Notice and correct an error in a repeating pattern.

### Understanding the World

- Show interest in different occupations.
- Talk about the differences between materials and changes they notice.
- Continue developing positive attitudes about the differences between people.
- Know that there are different countries in the world and talk about the differences they have experienced or seen in photos.

### EAD

- Explore different materials freely, to develop their ideas about how to use them and what to make.
- Develop their own ideas and then decide which materials to use to express them. Join different materials and explore different textures.
- Begin to develop complex stories using small world equipment like animal sets, dolls and dolls houses, etc.
- Make imaginative and complex 'small worlds' with blocks and construction kits, such as a city with different buildings and a park.
- Remember and sing entire songs. Sing the pitch of a tone sung by another person ('pitch match').
- Sing the melodic shape (moving melody, such as up and down, down and up) of familiar songs.
- Create their own songs or improvise a song around one they know.

### Literacy

- This half term we will be reading and concentrating on 4 different stories which relate to our topics.
- Encouraging the use of story language, key vocabulary and sequencing the story in the correct order.
- Recognising the letters in the alphabet.
- Recognise initial sounds and begin to form the corresponding letter.
- Beginning to segment and blend to read and write simple CVC words such as, c-a-t = cat.

### Maths

- Holding up the correct amount of fingers to represent an amount.
- Naming 2D shapes and making patterns with shapes.
- Exploring repeating patterns and correct errors in patterns.
- Begin to orally say add and equals when adding two groups of items together.

### Topic

- Pack a holiday suitcase. What would you take camping? What would you take to the seaside? What would you take to a hot country? What would you take to a cold country?
- Scooter / bike wash to raise money for our end of year celebration day.
- Bake and decorate cupcakes for the end of year show.
- Transition ready for F2.
- Learning new songs and movements for our end of year celebrations.

### PSED

- How to stay safe when riding bikes and scooters.
- Trips down to 'big school' with a grown up to prepare children for F2 but also exploring new social environments.
- Encouraging children to think of ways in which we can stay safe when travelling to a new environment.
- Turn taking games.
- Team games.

### Role Play and Small World

- Home corner—Packing a suit case to go on holiday to different destinations.
- Seaside / holiday small world

### Fine Motor

- Scissors skills
- Pen control
- Picking up objects with tweezers

### Gross Motor/PE

- Bikes and scooters. Follow the road/directions carefully and balance on the bikes.
- Target throwing and ball skills.

### Learning at Home

- If your child is moving up to F2, it is a great if they can write their or form some letters in their name. Please practise at home ready to WOW! your new F2 teachers.
- Begin to form the first letter in your name if you are staying in nursery in September.
- Form numbers in lots of different ways at home. Using pens, paints, chalks, string, ribbons etc.
- Find numbers in the environment when travelling around.
- Talk about how to be a kind friend. What will make your friends happy at nursery?